

CLASH



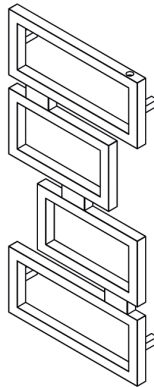
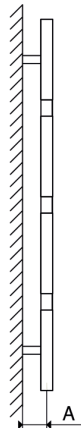
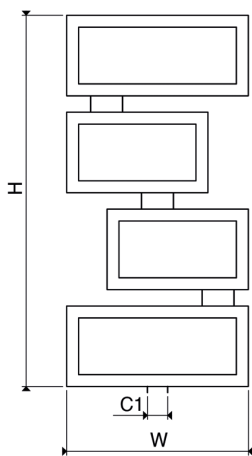
CLASH

Material	Stock Finishes	Guarantee	Installation
Stainless Steel	PLS SEE COLOUR KEY CHART - Click for Link	20 Years	Vertical

PRODUCT CODE	Height (mm) H	Width (mm) W	Sections n	Pipe Centers (mm) C1	Wall to pipe Centers A (mm)	Wall Distance D (mm)	Nett Weight (kg)	Water Content (lt)	Fuel Type	Heat Outputs	
										Watts	BTU
CLS 0450092004	920	450	4	50	65-80	85-100	5.7	4.6	C	400	1366

Please add finishing code at the end of the product code **Code example** : CLS 0450092004 **MRP**

Fuel type i.e
C: Central Heating
E: Electrical Heating
D: Dual Heating (C+E)



A full range of made to order sizes available.

Please ask for details.

n = number of sections

Max. working pressure

10 bar

Max. working temperature

95 °C

Connections

½"

Pipe centers

C1

50mm

C1

